




# RESULTS



**COMMONWEALTH**  
Shooting Federation

## *European* **CHAMPIONSHIPS**



**Jersey**  
**1991**



**SPONSORED BY FALLES HIRE CARS**

COMMONWEALTH SHOOTING FEDERATION - EUROPEAN CHAMPIONSHIPS, JERSEY 1991

-----

MEDAL TABLE

=====

DISCIPLINE		GOLD	SILVER	BRONZE
-----		----	-----	-----
Small bore, prone .....	INDIV	WAL	ENG	NI
	PAIRS	NI	IOM	
Small bore - 3 positional ...	INDIV	ENG	IOM	ENG
	PAIRS	WAL	NI	
300 Metric full bore .....	INDIV	ENG	ENG	NI
	PAIRS	JER	WAL	
Full bore - Queens .....	INDIV	NI	JER	JER
	PAIRS	JER	NI	
Air pistol .....	INDIV	ENG	ENG	ENG
	PAIRS	JER	GUE	
Air rifle .....	INDIV	SCO	ENG	WAL
	PAIRS	WAL	GUE	
Rapid fire pistol .....	INDIV	ENG	GUE	WAL
	PAIRS	GUE	WAL	
Free pistol .....	INDIV	ENG	ENG	JER
	PAIRS	JER	SCO	
Centre fire pistol .....	INDIV	ENG	ENG	ENG
	PAIRS	JER	SCO	
ISU Skeet .....	INDIV	IOM	CYP	ENG
	PAIRS	SCO	ENG	
Trap .....	INDIV	ENG	ENG	ENG
	PAIRS	ENG	NI	

MEDAL SUMMARY

-----

	GOLD	SILVER	BRONZE
	----	-----	-----
England	8	8	5
Jersey	5	1	2
Wales	3	2	2
N.Ireland	2	3	2
Scotland	2	2	0
Guernsey	1	3	0
Isle of Man	1	2	0
Cyprus	0	1	0

COMMONWEALTH SHOOTING FEDERATION - EUROPEAN CHAMPIONSHIPS, JERSEA 991  
 FULL BORE - QUEENS RESULTS

NAME	COUNTRY	STAGE 1			STAGE 2			STAGE 3			X405	PLACE	NAME			
		300	500	600	X105	300	500	600	X150	X255				900	1000	X150
D. Calvert	N. Ireland	35.07	35.06	34.04	104.17	49.06	49.08	47.04	145.18	249.35	73	69	142	391	1	D. Calvert
A. Le Cheminant	Jersey	34.04	34.04	31.01	99.09	49.06	50.08	49.08	148.22	247.31	71	72	143	390	2	A. Le Cheminant
R. Berest	Jersey	33.05	33.02	35.04	101.11	50.08	49.08	48.05	147.21	248.32	71	69	140	388	3	R. Berest
C. Mallett	Jersey	32.04	34.04	34.04	100.12	48.07	45.03	50.07	143.17	243.29	72	71	143	386	4	C. Mallett
P. Kent	England	35.03	35.03	32.03	102.09	49.05	48.06	47.05	144.16	246.25	71	68	139	385	5	P. Kent
C. Tremlett	England	35.04	35.05	35.06	105.15	47.05	47.05	46.05	140.15	245.30	70	70	140	385	5	C. Tremlett
J. Warburton	England	35.05	33.04	33.03	101.12	48.07	47.07	46.04	141.18	242.30	71	70	141	383	7	J. Warburton
T. Sweetnam	N. Ireland	34.04	34.04	33.03	101.11	49.06	46.04	48.03	143.13	244.24	70	68	138	382	8	T. Sweetnam
M. Millar	N. Ireland	34.05	32.03	33.03	99.11	47.05	47.04	48.05	142.14	241.25	71	70	141	382	8	M. Millar
D. Jones	Wales	34.04	33.02	33.04	100.10	49.07	47.04	46.02	142.13	242.23	69	69	138	380	10	D. Jones
M. Farnan	N. Ireland	34.05	33.04	32.02	99.11	50.09	47.03	46.04	143.16	242.27	69	68	137	379	11	M. Farnan
R. Rowe	Guernsey	35.06	33.04	33.02	101.12	48.06	47.03	43.00	138.09	239.21	69	71	140	379	11	R. Rowe
B. Courtney	Guernsey	34.05	33.04	32.01	99.10	48.03	45.04	46.04	139.11	238.21	70	71	141	379	11	B. Courtney
S. Thomas	England	35.07	34.04	32.02	101.13	50.04	47.05	48.04	145.13	246.26	68	64	132	378	14	S. Thomas
R. Perkins	Guernsey	35.04	34.03	32.04	101.11	46.04	47.05	47.05	140.14	241.25	74	63	137	378	14	R. Perkins
B. Jones	Wales	35.07	34.05	33.03	102.15	49.05	46.03	46.05	141.13	243.28	66	67	133	376	16	B. Jones
D. Le Cheminant	Jersey	33.03	34.04	33.03	100.10	49.05	50.06	47.04	146.15	246.25	69	60	129	375	17	D. Le Cheminant
I. Robertson	Scotland	34.04	34.05	31.00	99.09	49.09	47.06	41.01	137.16	236.25	74	64	138	374	18	I. Robertson
M. Joyce	Scotland	34.06	32.04	30.01	96.11	49.08	46.06	47.03	142.17	238.28	68	66	134	372	19	M. Joyce
B. Lewis	Wales	34.03	33.03	33.01	100.07	47.06	47.04	48.04	142.14	242.21	70	57	127	369	20	B. Lewis
D. O'Leary	Wales	34.04	33.05	33.04	100.13	47.07	44.02	47.05	138.14	238.27	65	66	131	369	20	D. O'Leary
M. Martel	Guernsey	32.02	32.03	32.01	96.06	48.08	47.06	38.02	133.16	229.22	69	66	135	364	22	M. Martel
C. Kennish	Isle of Man	33.03	33.02	31.02	97.07	40.01	47.05	41.02	128.08	225.15	68	66	134	359	23	C. Kennish
W. Dale	Isle of Man	29.02	31.01	33.02	93.05	42.02	45.02	37.00	124.04	217.09	64	57	121	338	24	W. Dale
Mrs. C. Gelling	Isle of Man	32.03	27.01	23.00	82.04	40.02	19.00	0.00	59.02	141.06	0	0	0	141	25	Mrs. C. Gelling

Statistics compiled by  
 ERNST & YOUNG

Computer supplied by  
 ONTICRON COMPUTER SYSTEMS LTD.

Konica Photocopiers  
 supplied by M. R. TAYLOR LTD.

COMMONWEALTH SHOOTING FEDERATION - EUROPEAN CHAMPIONSHIPS, JERSEY 1971  
300 METRIC FULL BORE RESULTS

NAME	COUNTRY	1	2	3	4	5	6	TOTAL	PLACE
J. Davies	England	100.03	98.02	97.02	99.06	97.03	97.04	588.20	1
A. Campbell	England	98.05	99.02	96.01	99.05	98.04	95.04	585.21	2
D. Calvert	N. Ireland	97.02	99.04	97.03	95.01	96.05	98.03	582.18	3
C. C. Mallett Jnr.	Jersey	97.02	97.04	95.02	96.02	95.04	95.03	575.17	4
M. Joyce	Scotland	98.02	93.02	93.04	95.04	96.01	96.02	571.15	5
R. Courtney	Guernsey	93.03	96.02	95.03	95.02	97.03	94.02	570.15	6
B. Lewis	Wales	94.01	95.01	95.01	94.01	93.00	99.03	570.07	7
P. Ryan	Jersey	88.01	95.04	99.06	95.03	96.03	95.02	568.19	8
R. Holding	Wales	95.02	94.02	94.03	92.01	94.03	96.01	565.12	9
I. Robertson	Scotland	92.00	92.03	98.03	95.02	93.00	93.03	563.11	10
R. Rowe	Guernsey	90.01	92.02	94.01	96.02	92.02	96.03	560.11	11
M. Millar	N. Ireland	91.03	96.03	95.03	92.02	97.02	68.02	539.15	12
C. Kennish	Isle of Man	91.01	92.00	95.02	92.01	89.01	56.00	515.05	13

Statistics compiled by  
ERNST & YOUNG

Computer supplied by  
OMICRON COMPUTER SYSTEMS LTD.

Konica photocopiers  
supplied by M.R. TAYLOR LTD.

COMMONWEALTH SHOOTING FEDERATION - EUROPEAN CHAMPIONSHIPS, JERSEY 1991  
CENTRE FIRE PISTOL RESULTS

NAME	COUNTRY	PRECISION		PRECISION RAPID FIRE		RAPID FIRE		EX 600	PLACE	NAME
		100	100	100	X300	100	100			
T. Armstrong	England	96	96	96	288	93	90	281	1	T. Armstrong
R. Duckworth	England	96	93	95	284	95	95	284	2	R. Duckworth
D. Levene	England	94	91	98	283	95	93	282	3	D. Levene
R. Pirouet	Jersey	96	93	94	283	94	96	279	4=	R. Pirouet
A. Lamont	England	90	96	94	280	95	92	282	4=	A. Lamont
I. Thomson	Scotland	92	94	97	283	92	93	277	6	I. Thomson
K. Stanford	N. Ireland	95	92	93	280	92	94	278	7	K. Stanford
H. Hunter	Scotland	91	91	94	276	93	95	281	8	H. Hunter
D. Bernard	Jersey	90	92	93	275	93	94	279	9	D. Bernard
D. Ward	Jersey	96	90	94	280	88	92	272	10	D. Ward
I. Hodgson	Isle of Man	96	95	95	286	89	89	262	11	I. Hodgson
J. Tolan	Scotland	92	90	86	270	90	90	270	12	J. Tolan
B. Lillburn	Scotland	87	89	87	263	92	93	276	13	B. Lillburn
J. Cowley	Isle of Man	91	92	92	275	91	81	261	14	J. Cowley
A. Mourant	Jersey	92	94	86	272	84	91	258	15	A. Mourant
G. Corbin	Guernsey	93	90	94	277	84	87	249	16	G. Corbin
G. Le Maitre	Guernsey	92	91	93	276	82	87	247	17	G. Le Maitre
R. Crowle	Guernsey	88	90	97	275	74	87	239	18	R. Crowle
N. Duquemin	Guernsey	94	90	97	281	79	81	230	19	N. Duquemin
S. Earle	Isle of Man	85	88	87	260	68	85	242	20	S. Earle
J. Webb	Isle of Man	91	84	82	257	75	0	91	21	J. Webb

COMMONWEALTH SHOOTING FEDERATION - EUROPEAN CHAMPIONSHIPS, JERSEY 1991  
RAPID FIRE PISTOL RESULTS

NAME	COUNTRY	FIRST SERIES			SECOND SERIES			PLACE	NAME				
		8 SECS	6 SECS	4 SECS	8 SECS	6 SECS	4 SECS						
J. Rolfe	England	49	49	48	49	49	49	49	291	578	1	J. Rolfe	
A. Breton	Guernsey	50	50	50	44	44	44	47	49	290	575	2	A. Breton
M. Jay	Wales	49	50	50	44	45	45	47	49	282	570	3	M. Jay
R. Fillery	England	49	46	46	44	42	42	47	45	287	561	4	R. Fillery
G. Le Maitre	Guernsey	45	47	47	45	46	46	42	47	281	558	5	G. Le Maitre
P. Clark	England	46	47	46	44	46	46	47	46	279	557	6	P. Clark
H. Hunter	Scotland	49	48	48	46	45	45	44	49	271	555	7	H. Hunter
N. Freeland	England	43	44	48	44	46	46	47	43	276	545	8	N. Freeland
R. Mechem	Guernsey	47	48	45	45	42	42	42	45	263	540	9	R. Mechem
B. Lillburn	Scotland	48	48	46	38	38	38	31	45	266	529	10=	B. Lillburn
D. Owen	Wales	48	42	46	45	43	43	42	42	266	529	10=	D. Owen
N. Duquemin	Guernsey	45	45	42	33	29	31	45	45	266	491	12	N. Duquemin

COMMONWEALTH SHOOTING FEDERATION - EUROPEAN CHAMPIONSHIPS, JERSEY 1991  
FREE PISTOL RESULTS

NAME	COUNTRY	--1--	--2--	--3--	--4--	--5--	--6--	TOTAL	PLACE
P. Leatherdale	England	91	92	97	85	94	93	552	1
G. Robinson	England	86	90	94	91	89	91	541	2
J. Renouf Shr	Jersey	88	87	89	90	89	90	533	3
R. Pirouet	Jersey	81	92	89	87	93	83	525	4=
N. Duquemin	Guernsey	85	92	90	83	89	86	525	4=
I. Thomson	Scotland	89	82	88	88	89	86	522	6
R. Frost	England	80	89	87	92	83	88	519	7
D. Atrill	England	86	71	90	89	90	89	515	8
D. Bernard	Jersey	89	84	85	77	90	89	514	9
A. Fox	Wales	87	86	87	83	82	84	509	10
R. Sears	Scotland	81	86	84	85	85	87	508	11
A. Quenault	Jersey	84	83	89	84	86	79	505	12
R. Crowle	Guernsey	86	84	81	77	79	90	497	13
Mrs J. de Jersey	Guernsey	83	90	81	79	83	77	493	14
G. de Jersey	Guernsey	82	82	79	85	78	83	489	15
M. Howland	Isle of Man	79	69	81	73	83	84	469	16
J. Conley	Isle of Man	68	72	82	74	84	74	454	17
J. Webb	Isle of Man	76	76	79	80	67	70	448	18

COMMONWEALTH SHOOTING FEDERATION - EUROPEAN CHAMPIONSHIPS, JERSEY 1991  
AIR PISTOL RESULTS

NAME	COUNTRY	1	2	3	4	5	6	TOTAL	PLACE
S. Haynes	England	94	94	98	97	94	96	573	1
G. Robinson	England	99	95	96	95	92	95	572	2
P. Leatherdale	England	94	95	98	94	93	96	570	3
G. Corbin	Guernsey	95	87	93	95	95	96	561	4
A. McDonald	Scotland	92	93	92	92	96	94	559	5
N. Baxter	England	93	92	92	92	96	93	558	6
J. Renouf Sir.	Jersey	88	95	90	96	94	93	556	7
A. Quenault	Jersey	90	91	94	91	95	93	554	8
I. Hodgson	Isle of Man	95	95	96	83	93	91	553	9
A. Fox	Wales	92	89	95	92	92	92	552	10
R. Stanford	N. Ireland	92	92	91	94	91	91	551	11
M. Quenault	Jersey	90	94	89	92	88	94	547	12
K. Stewart	Isle of Man	92	88	89	92	91	94	546	13
R. Sears	Scotland	88	92	94	93	90	85	542	14
N. Duquemin	Guernsey	87	87	92	90	93	92	541	15
Mrs. C. Benest	Jersey	89	90	90	87	90	92	538	16
Miss T. Rowland	Guernsey	93	87	88	88	91	90	537	17
R. Croale	Guernsey	85	90	90	88	91	92	536	18
J. Tollan	Scotland	88	89	87	89	94	88	535	19
S. Earle	Isle of Man	92	89	88	88	88	87	532	20
N. Humphrey	Wales	89	87	92	84	86	90	528	21=
M. Howland	Isle of Man	92	88	88	91	84	85	528	21=
D. Owen	Wales	86	88	89	90	91	83	527	23
N. Rees	Wales	83	84	89	90	86	79	511	24



COMMONWEALTH SHOOTING FEDERATION - EUROPEAN CHAMPIONSHIPS, JERSEY 1991  
AIR RIFLE RESULTS

NAME	COUNTRY	--1--	--2--	--3--	--4--	--5--	--6--	TOTAL	PLACE
D.Ratray	Scotland	97	98	100	98	94	96	583	1
L.Miles	England	95	95	97	97	93	96	573	2
A.Morris	Wales	97	95	92	97	99	93	573	3
M.Babb	England	93	92	96	95	97	96	569	4
I.Potts	England	95	94	93	97	97	92	568	5
D.Smart	Guernsey	96	95	96	90	95	95	567	6
Miss M.Clayden	Jersey	91	92	95	94	95	96	563	7=
M.Hopkins	Wales	92	96	94	94	95	92	563	7=
A.Meade	England	91	89	96	94	93	98	561	9
H.Creevy	Isle of Man	93	95	91	91	92	94	556	10
M.Davies	Wales	93	93	91	92	91	94	554	11
S.Watterson	Isle of Man	94	94	91	93	88	90	550	12
A.Lewis	N.Ireland	92	90	93	91	87	93	546	13=
Miss J.Malcolme	Wales	90	92	87	93	91	93	546	13=
P.Mahy	Guernsey	88	87	88	93	94	89	539	15
C.Fayle	Isle of Man	87	91	83	90	93	91	535	16
M.Andrews	Jersey	90	88	95	85	86	86	530	17
P.Johnson	Jersey	88	90	88	85	88	88	527	18
G.Tanguy	Jersey	88	87	83	90	83	89	520	19
D.Baker	N.Ireland	88	86	88	88	93	75	518	20
M.Osborn	Isle of Man	75	84	85	82	80	92	498	21

COMMONWEALTH SHOOTING FEDERATION - EUROPEAN CHAMPIONSHIPS, JERSEY 1991  
SMALL BORE PRONE RESULTS

NAME	COUNTRY	FIRST CARD	SECOND CARD	THIRD CARD	EX 600	PLACE
A.Sander	Wales	195	198	198	591	1
J.Davies	England	196	195	199	590	2
D.Baker	N.Ireland	195	196	199	590	3
W.Ogle	N.Ireland	198	196	195	589	4
G.Duff	N.Ireland	194	196	198	588	5
H.Creevy	Isle of Man	194	197	196	587	6
J.Stern	England	194	198	194	586	7
B.Bowen	England	197	192	195	584	8=
T.Felce	England	192	194	198	584	8=
J.Renouf Jnr.	Jersey	198	192	194	584	8=
P.Peters	Wales	195	195	193	583	11
T.Wakefield	Wales	192	195	194	581	12
C.Cobb	N.Ireland	192	194	193	579	13=
J.Dallimore	Wales	195	192	192	579	13=
S.Matterson	Isle of Man	189	194	194	577	15
J.Hamilton	Jersey	193	191	192	576	16
S.Gardiner	Isle of Man	194	189	190	573	17=
T.Taubman	Isle of Man	190	192	191	573	17=
P.Ryan	Jersey	184	193	193	570	19
R.Mallet	Jersey	192	188	188	568	20

COMMONWEALTH SHOOTING FEDERATION - EUROPEAN CHAMPIONSHIPS, JERSEY 1991  
SMALL BORE 3 POSITIONAL RESULTS

NAME	COUNTRY	PRONE		PRONE STANDING		STANDING		KNEELING		TOTAL EX 1200	PLACE	NAME
		200	200	200	TOTAL	200	TOTAL	200	TOTAL			
I. Potts	England	194	193	189	387	188	377	176	352	1116	1	I. Potts
S. Watterson	Isle of Man	193	191	184	384	178	362	170	349	1095	2	S. Watterson
T. Langridge	England	194	197	180	391	180	360	170	344	1095	3	T. Langridge
R. Ogle	N. Ireland	197	193	184	390	180	364	162	335	1089	4	R. Ogle
Miss J. Malcolme	Wales	191	195	179	386	185	364	171	337	1087	5=	Miss J. Malcolme
M. Hopkins	Wales	181	191	183	372	177	360	176	355	1087	5=	M. Hopkins
D. Baker	N. Ireland	194	193	172	387	189	361	163	330	1078	7	D. Baker
M. Hamer	England	190	187	174	377	188	362	175	337	1076	8	M. Hamer
M. Bagot	England	196	192	179	388	180	359	155	325	1072	9=	M. Bagot
A. Lewis	N. Ireland	191	197	182	388	183	365	161	319	1072	9=	A. Lewis
Miss S. Hartop	Wales	189	194	175	383	171	346	165	324	1053	11	Miss S. Hartop
E. Pearce	Wales	190	188	173	378	175	348	149	304	1030	12	E. Pearce
H. Creevy	Isle of Man	186	193	172	379	163	335	149	315	1029	13	H. Creevy
S. Gardiner	Isle of Man	191	194	162	385	172	334	151	275	994	14	S. Gardiner
M. Osborn	Isle of Man	188	185	146	373	154	300	114	245	918	15	M. Osborn

\* N.B. Standing and Kneeling Scores entered the wrong way around? (i.e. Standing is kneeling and vice versa)

COMMONWEALTH SHOOTING FEDERATION - EUROPEAN CHAMPIONSHIPS, JERSEY 1991  
TRAP RESULTS

NAME	COUNTRY	---	25	---	50	---	75	---	100	EX	100	---	125	---	150	EX	150	---	175	---	200	EX	200	PLACE OLYMPIC	PLACE PRE OLYMPIC	25	GRAND TOTAL	FINAL PLACE	NAME
R. Borsley	England	21	21	21	25	88	24	22	134	23	24	181	1	20	201	1	201											1	R. Borsley
P. Cole	England	22	18	22	20	82	25	23	130	24	21	175	3	25	200	2	200											2	P. Cole
T. O'Connor	England	24	20	17	24	85	21	24	130	23	23	176	2	23	199	3	199											3	T. O'Connor
D. Evans	N. Ireland	22	23	19	23	87	19	23	129	21	23	173	4	22	195	4	195											4	D. Evans
J. Garland	England	24	24	19	20	87	22	21	130	21	21	172	5	22	194	5	194											5	J. Garland
S. Creighton	N. Ireland	22	20	21	20	83	22	22	127	22	23	172	5	18	190	6	190											6	S. Creighton
C. Turner	Isle of Man	24	22	22	21	89	19	19	127	23	20	170	7	0	170	7	170											7	C. Turner
R. Gibson	N. Ireland	24	23	22	20	89	14	20	123	23	22	168	8	0	168	8	168											8	R. Gibson
I. Irvine	Scotland	19	20	20	22	81	22	23	126	21	21	168	8	0	168	8	168											8	I. Irvine
J. Graham	N. Ireland	19	20	22	21	82	20	20	122	23	22	167	10	0	167	10	167											10	J. Graham
H. Frame	Scotland	22	17	22	19	80	22	18	120	24	22	166	11	0	166	11	166											11	H. Frame
E. Palazzo	Scotland	20	21	18	20	79	21	21	121	22	23	166	11	0	166	11	166											11	E. Palazzo
O. Mclean	Scotland	20	21	18	19	78	23	21	122	21	20	163	13	0	163	13	163											13	O. Mclean
M. Griffiths	Wales	19	20	22	17	78	21	20	119	21	22	162	14	0	162	14	162											14	M. Griffiths
K. Wilkins	Isle of Man	22	19	19	22	82	15	22	119	23	15	157	15	0	157	15	157											15	K. Wilkins
J. Hall	Wales	19	20	23	18	80	20	20	120	20	17	157	15	0	157	15	157											15	J. Hall
R. Parker	Wales	19	19	17	19	74	20	19	113	21	21	155	17	0	155	17	155											17	R. Parker
A. Ogier	Guernsey	16	17	16	22	71	20	20	111	21	22	154	18	0	154	18	154											18	A. Ogier
K. Pike	Jersey	16	20	17	21	74	17	20	111	20	19	150	19	0	150	19	150											19	K. Pike
J. Lewis	Wales	22	15	20	15	72	22	19	113	17	20	150	19	0	150	19	150											19	J. Lewis
S. Robert	Guernsey	19	19	17	16	71	21	18	110	21	18	149	21	0	149	21	149											21	S. Robert
M. Sangan	Jersey	19	20	14	17	70	19	19	108	16	19	143	22	0	143	22	143											22	M. Sangan
A. Drummond-Forbes	Jersey	17	14	15	17	63	20	22	105	18	20	143	22	0	143	22	143											22	A. Drummond-Forbes
F. Guin	Guernsey	14	19	15	19	67	14	21	102	15	21	138	24	0	138	24	138											24	F. Guin
J. Davies	Jersey	16	13	17	16	62	20	22	104	16	17	137	25	0	137	25	137											25	J. Davies
J. Jackson	Guernsey	14	17	14	11	56	21	18	95	21	14	130	26	0	130	26	130											26	J. Jackson
Mrs H. Corlett	Isle of Man	7	3	9	4	23	6	11	40	9	13	62	27	0	62	27	62											27	Mrs H. Corlett

COMMONWEALTH SHOOTING FEDERATION - EUROPEAN CHAMPIONSHIPS, JERSEY 1991  
ISU SKEET RESULTS

NAME	COUNTRY	---25	---50	---75	--100	EX 100	--125	--150	EX 150	--175	--200	EX 200	PLACE PRE OLYMPIC	OLYMPIC	GRAND TOTAL	FINAL PLACE	NAME
A. Nicolaides	Cyprus	24	21	24	22	91	23	24	136	25	25	188	1=	23	211	2	A. Nicolaides
N. Kelly	Isle of Man	21	23	24	23	91	24	24	139	24	24	187	3	24	211	1	N. Kelly
R. Brickell	England	25	23	20	24	92	25	23	140	25	23	186	1=	22	210	3	R. Brickell
P. Kyritsis	Cyprus	24	22	23	25	94	22	22	138	25	23	186	4	21	207	4	P. Kyritsis
J. Davison	England	23	23	18	25	89	23	25	137	24	24	185	5	20	205	5	J. Davison
I. Marsden	Scotland	23	23	22	23	91	23	23	137	24	23	184	6	20	204	6	I. Marsden
J. Dunlop	Scotland	24	22	21	23	90	20	24	134	23	25	182	7	0	182	7	J. Dunlop
A. Grove	Wales	23	21	22	19	85	25	23	133	23	24	180	8	0	180	8	A. Grove
R. Marshall	England	22	21	22	23	88	24	22	134	21	22	177	9=	0	177	11	R. Marshall
Del Davies	Wales	23	20	21	22	86	23	23	132	22	23	177	9=	0	177	10	Del Davies
I. Logan	Scotland	24	22	23	16	85	22	23	130	23	24	177	9=	0	177	9	I. Logan
A. Carre	Guernsey	21	21	19	23	84	22	23	129	25	22	176	12	0	176	12	A. Carre
W. Le Bourgeois	Jersey	23	20	22	22	87	22	23	132	21	22	175	13=	0	175	14	W. Le Bourgeois
A. Vourkas	Cyprus	23	22	20	19	84	20	23	127	24	24	175	13=	0	175	13	A. Vourkas
E. Fraser	Scotland	22	20	19	23	84	23	20	127	23	24	174	15	0	174	15	E. Fraser
S. Frampton	England	20	20	22	20	82	23	25	130	22	21	173	16	0	173	16	S. Frampton
X. Gotel	Jersey	22	22	22	19	85	22	21	128	21	21	170	17=	0	170	18	X. Gotel
W. Jones	Jersey	21	21	22	17	81	21	21	123	24	23	170	17=	0	170	17	W. Jones
G. Wrentmore	Wales	21	20	20	18	79	18	22	119	23	24	166	19	0	166	19	G. Wrentmore
J. De La Haye	Jersey	22	17	18	20	77	22	20	119	22	22	163	20	0	163	20	J. De La Haye
M. Allen	Wales	20	19	20	19	78	21	22	121	21	20	162	21	0	162	21	M. Allen
G. Corkill	Isle of Man	20	20	18	19	77	19	22	118	21	21	160	22	0	160	22	G. Corkill
K. Simon	Guernsey	19	20	20	21	80	18	20	118	17	21	156	23	0	156	23	K. Simon
K. Le Pelley	Guernsey	19	16	17	16	68	18	16	102	17	18	137	24	0	137	24	K. Le Pelley
J. Crawford	Guernsey	19	15	10	17	61	18	17	96	17	19	132	25	0	132	25	J. Crawford